

This resource is part 1 of a series of 6 sessions created to support phase 1 of the schools linking programme which will enable pupils to learn about identity, diversity, community and equality.

1) Introducing Linking

- 2) Together Poem
- 3) Incredible Me, Incredible You
- 4) Games
- 5) Curiosity Questions
- 6) Shared Experience

The purpose of this lesson is to give the children an overview of the linking journey. They will begin to find out a little more about their link class and start exploring the four linking questions: **Who am I? Who are we? Where do we live? How do we all live together?**

See <https://thelinkingnetwork.org.uk/schools-linking-2020-2021/lesson-1-introducing-linking/> for supporting resources.

©TheLinkingNetwork2020



The Linking
Network

Introducing Linking to your class

This adaptable PowerPoint can be used to give children an idea of the linking year ahead and begin some steps to getting introduced to new people - learning names, sharing something about ourselves, learning to say hello, finding out about them.

Who am I? Who are we? Where do we live? How do we all live together?

If possible it is great to add in a message from your Link Teacher (maybe a photo of the teacher, the classroom, the playground and a video, audio or written message from the teacher)

If possible it is great to include a photo of the link class (GDPR permitting)

If your school has linked before you may want to add in photos of the previous class meeting.



The Linking
Network

L.O. To think about our 'Schools Linking Journey' and create a message to send to our Link Class.



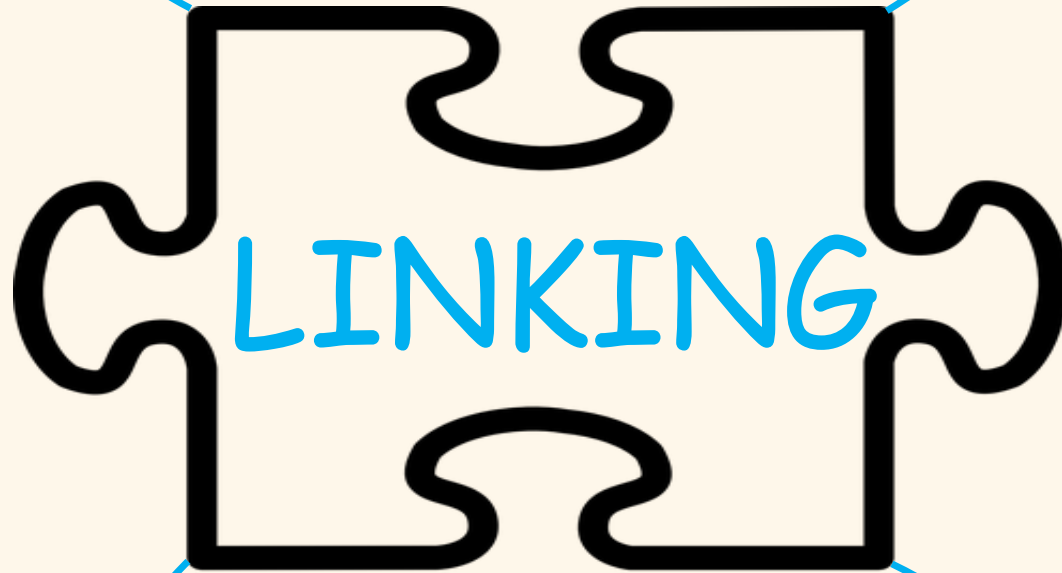
This year, we are going to take part in
Schools Linking...

What does the word
'Linking' mean?



joining

together



connecting

Making
stronger

We are going to be
part of Schools
Linking?

What do you think
that might mean?



We are about to begin an exciting **Learning Journey** with another class.

We call this '**Schools Linking**'.

We will be linking with ...English Martyrs' Primary School



Mr Thew is
their teacher



This is their
School



Here is their
classroom

Here's a
message from
Mr Thew, our
Link Teacher.



Here is our planet, our home. Where do we live? Where is our linking school?



Let's take a look at [Google Maps](#) to see where our school is and where their school is...



Let's look at their school and classroom again.
What do you notice?

- Same

- Different

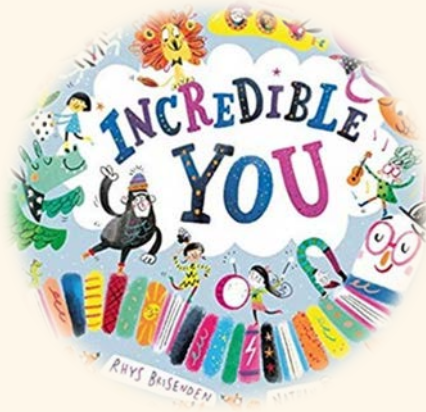
Replace with your link school photos



What will we do?



Play Games



Share stories



Ask Questions



Create Art and Poetry



Learn Sign Language



Hello From 5T

Names

Why are names important?

How can we find out what someone is called?

Speed Name Game!

Names are an important part of getting to know people. Let's spend some time thinking about the people that belong to our class. We'll do this by playing a game (our link class will also play this game).

Before we begin, this game requires for you to:


- Concentrate
- Watch and listen
- Choose someone you wouldn't normally choose

The aim of the game is to get everyone sat down by saying everyone's name as fast as we can as a class.

Let the fun begin!

How to play:

1. Ask children to find a space
2. Teacher calls out the name of someone in the class and then sits down.
3. The person who has just had their name called, calls the name of someone else in the class and sits down.
4. Keep going like this until everyone has had their name called. The game ends when everyone is sat down.



For fun, why not use a timer to see how fast the process can be completed!



In one linking class the teacher wrote everyone's names from both classes linked in a Paper Chain. On the strips of paper on your desk please write your name on one **and I'll give you each a name of someone in the link class as well so our display will have both classes names.**

Photographs of
our shared
learning

Videos

Sharing
our work

How will we keep
in touch?

Sending
Messages



Emails

Recordings of our
voices

Let's make a first message to send to our link class.

Here's some ways we can send a message. Which shall we choose?



A quick email

A short message on a post-it note.
Take a picture of it and send it.



A 15 second
audio of video
clip of us all
saying hello.

Here's the start of a message. What else would we like to say?



Hi everyone!



We are so glad we are linking with you. We are looking forward to getting to know you. We thought we would share some things that make us happy





Sunshine

Watching a
film




Reading
a book



Playing
Football

What makes
us happy?



Playing
Outside

Let's think of one thing that makes us each happy.
We'll send our ideas to the other class in our
message. It's a good way to help them start to get
to know us. They'll send over what makes them happy
too!



Here is a Linking Paper Chain which says everyone's name in a class and one thing that makes them happy. What will you say?

Getting to know people starts by saying
a greeting - like hello

How many
different ways
to say hello do
we already know?





Привет

Privét



Russian

नमस्ते

Namaste



Hindi

Ahoj



Czech

مرحبا

Merhaba



Arabic

Hola



Spanish

Salut



French

Yia sou



Greek

Selam



Turkish

Hello

Guten Tag



German

Goedendag



Dutch

こんにちは

Konnichiwa



Japanese

Olá



Portuguese

السلام عليكم

As-Salāmu 'Alaykum



Urdu

你好

Nǐhǎo



Mandarin

Ciao



Italian

Witaj



Polish



When people meet, do they do anything as well as speaking?



What greeting actions do you know?

As part of Schools Linking we are going to learn Sign Language together with the other class. It is another way to be able to communicate. Let's make a start.



Hello

ALTERNATIVES TO HANDSHAKES, HUGS, HIGH FIVES AND HONGI



THE WAVE



THE HAND ON HEART



NAMASTE



NZSL: HOW ARE YOU?



THE 'HI-BROWS'



THE 'ALL GOOD' NOD



THE 'EAST COAST WAVE'



THE 'WHAT A WORLD EH?'

@SIOUXSIEW @XTOTL thespinoff.co.nz

CC-BY-SA

Have you seen any of these greetings before?
Let's have a go...which do you like best?

Talk to a partner in your class and share initial thoughts you have about 'Linking'. Can you think of any adjectives to describe your feelings?

excited

nervous

curious

unsure



See more at <https://thelinkingnetwork.org.uk/schools-linking-2020-2021/>

Or join our Teacher Facebook group for more resources and ideas or to ask a question.

Please get in touch if we can help
info@thelinkingnetwork.org.uk



@LinkingNetworkFamilyLearning



@Linking_Network

©TheLinkingNetwork2020



The Linking
Network

Let's collect our ideas!



During our linking year we will be thinking about 4 questions:

Who Am I?

Who Are We?

Where Do We Live?

How Do We All Live Together?

Let's think about these questions for a few minutes.



Remember this is the beginning of our learning journey together...

You could use this image to talk about linking as a journey – about how the paths drawn come from different places and cross over and go round the world, go past different places

The four slides give you a chance to introduce the four questions to the class...

Who am I?



Who are We?




Where Do We Live?




How Do We All Live Together?





Linking



Who am I?	Who are We?
Where do we Live?	How do we all live Together?

Let's record our own answers as we start our journey.

You might want an opportunity to write or not..

Big Question

Now we have collected answers to our 4 questions do you think we have all the information possible about us?

If we send this information to our linking partners will that tell them everything about us?