



English Martyrs'
Catholic Primary School

Loving Jesus, Loving Learning, Loving Life

Welcome to Year 2

*Curriculum Information Evening
2024*





What we will cover...

- *Meet the staff*
- *School - BBCET*
- *Core Values/Ethos*
- *Curriculum / timetables*
- *Expectations - home/school*
- *Lunches*
- *Website/Communication*





Meet the staff

Teachers

2A - Mrs Amaya (Phase Leader)

2W - Miss Wilkinson

Mrs Clarke - Music

Mrs Sutcliffe

Support Staff

Mrs Jeremiah

Ms Leathart

SCHOOL STAFF





BISHOP BEWICK **CATHOLIC EDUCATION TRUST**

Catholic Education in the North of the Diocese of Hexham & Newcastle

<http://www.bishopbewickcet.org/>





Safeguarding

Our school recognises our moral and statutory responsibility to safeguard and promote the welfare of all pupils. We will endeavour to comply with best practice and provide a safe and welcoming environment where children are respected and valued. We will be alert to the signs of abuse and maltreatment and will follow our procedures and government guidance to ensure that children receive effective support, protection and justice.



Mental health and Well-being

At English Martyrs' we are passionate about building strong mental wellbeing and resilience in all our pupils. This is why as a school we have embraced Zumos as a major part of our school's pastoral care. Zumos is a leading online wellbeing system that is CAMHS kitemarked and was developed as part of the HeadStart project.



Our Core Values

Our Core values underpin our expectations for Behaviour & Conduct. They strive to enable everyone to 'BE' happy here at English Martyrs' and 'BE' the best version of themselves.



'BE-attitudes' - our Core Values

Our most important Be-attitude is:-

"Do to others what you would have them do to you."

Matthew 7:2

This is supported and underpinned by the gospel values outlined in the Beatitudes.

Be Gentle - we don't hurt others

Be Just - we are honest and don't tell lies

Be Compassionate - we are supportive and comfort each other

Be Merciful - we don't hurt anyone's feelings

Be Humble - we celebrate everyone's gifts and talents

Be Peacemakers - we listen to each other.

Be Pure - we are kind

Be Courageous - we stand up for what is right



The Beatitudes are a roadmap for our life: they invite us to keep our hearts pure, to practice meekness and justice, to be merciful to all, to live affliction in union with God.

As a Catholic School we have the Catholic mission at our very core.

Everyone in school is expected to actively follow and live out our mission statement:

"Loving Jesus, Loving Learning, Loving Life."

We achieve our Mission Statement by following the Beatitudes as the foundation blocks of all we do. The Beatitudes give us the ATTITUDES that we want to BE.

We have Be-attitudes for Behaviour and Conduct (Our Core Values), Beatitudes for Learning and Beatitudes for Teaching.





Curriculum

At English Martyrs' we recognise that we are building the foundations for life-long learning with Christ at the centre. We want to capture and nurture a love of learning that our pupils will carry with them as they grow. We therefore strongly believe that learning should be memorable, hands on, active and challenging. Our curriculum is carefully designed to focus on the 'whole child', and harness all their unique gifts, talents and interests.

Our curriculum will maximise opportunities for children to:

- develop inquisitive minds, a spirit of curiosity and a passion for learning*
- be equipped with the skills to fully participate in an ever-changing world*
- be respectful and productive members of the community*
- have high expectations and self-belief to enable them to reach their full potential*
- reflect on their learning and seek to extend themselves mentally, physically and spiritually and be aspirational*
- uphold the Catholic ethos of the school whilst respecting their own cultures and beliefs and those of other people*
- persevere and see any mistake making as a positive opportunity for new learning*
- develop an understanding and respect for the environment and God's creation and their role of responsibility for its stewardship*
- have the courage and confidence to take calculated risks and to apply their skills, knowledge and understanding to any problem-solving task.*





Values Curriculum

Living the Beatitudes

At English Martyrs' Catholic Primary School, it is our aim to raise standards by promoting a school ethos which is underpinned by core values (BE attitudes). These values support the development of the whole child to enable them to be the best version of themselves.

Our curriculum is designed around the Beatitudes from Matthew's Gospel, which have been shaped into 8 core values. We aim to support all children's social, moral, spiritual and cultural development as well as their understanding and use of British Values.

- ✚ As adults, we (all staff) try to live the values: we teach best by being role models.
- ✚ Our BE-attitudes curriculum is delivered during monthly House Group session. Each House group has pupils from Reception to Year 6.
- ✚ The session will follow a clear structure, giving opportunity for discussion, information sharing, reflection and prayer.
- ✚ Sources of evidence are used to construct arguments and aid discussion which helps us to understand that we are all part of a diverse community, that we have a role to play and that we are enough.
- ✚ We all have unique talents, to work as a team, and we are greater working together than acting in isolation.





End of Year - Expectations

English - Reading & Writing

Reading

Word Reading:

- I can apply knowledge of root words, prefixes and suffixes to read aloud and to understand the meaning of unfamiliar words.
- I can read further exception words, noting the unusual correspondences between spelling and sound.
- I attempt pronunciation of unfamiliar words drawing on prior knowledge of similar looking words.

Comprehension:

- I read a range of fiction, poetry, plays, and non-fiction texts.
- I can discuss the texts that I read.
- I can read aloud and independently, taking turns and listening to others.
- I can explain how non-fiction books are structured in different ways and can use them effectively.
- I can explain some of the different types of fiction books.
- I can ask relevant questions to get a better understanding of a text.
- I can predict what might happen based on details I have.
- I can draw inferences such as inferring a characters' feelings, thoughts and motives from their actions.
- I can use a dictionary to check the meaning of unfamiliar words.
- I can identify the main point of a text.
- I can explain how structure and presentation contribute to the meaning of texts.
- I can use non-fiction texts to retrieve information.
- I can prepare poems to read aloud and to perform, showing understanding through intonation, tone, volume and action.





End of Year - Expectations

English - Reading & Writing

Writing

Spelling:

- I can segment spoken words into phonemes and record these as graphemes.
- I can spell words with alternative spellings.
- I can spell longer words using suffixes such as 'ment', 'ness', 'ful', 'less', 'ly'.
- I can use my knowledge of alternative phonemes to narrow down possibilities for accurate spelling.
- I can identify phonemes in unfamiliar words and use syllables to divide words.

Handwriting:

- I can form lower-case letters of the correct size.
- I can begin to use some of the diagonal and horizontal strokes needed to join letters.
- I show that I know which letters are best left unjoined.
- I use capital letters and digits of the correct size, orientation and relationship to one another and to lower case letters.
- I use spacing between words that reflects the size of the letters.

Composition:

- I can write narratives about personal experiences and those of others, both real and fictional.
- I can write for different purposes, including real events.
- I can plan and discuss the content of writing and record my ideas.
- I am able to orally rehearse structured sentences or sequences of sentences.
- I can evaluate my writing independently, with friends and adults.
- I can proof-read to check for errors in spelling, grammar and punctuation.

Sentence structure:

- I can use subordination and co-ordination.
- I can use expanded noun phrases.
- I can say how the grammatical patterns in a sentence indicate its function.

Text structure:

- I consistently use the present tense and past tense correctly.
- I can use the progressive forms of verbs in the present and past tense.

Punctuation:

- I use capital letters for proper nouns and the personal pronoun 'I'.
- I correctly use question marks and exclamation marks,
- I can use commas to separate items in a list.
- I can use apostrophes to show where letters are missing and to mark singular possession in nouns.





End of Year - Expectations

Mathematics

Number:

- I can read and write all numbers to at least 100 in numerals and words.
- I recognise odd and even numbers to 100.
- I can count in steps of 2, 3 and 5 from 0.
- I recognise and can define the place value of each digit in a 2 digit number.
- I can compare and order numbers from 0 to 100 using the $<$ $>$ and $=$ signs.
- I can name the fractions $1/3$, $1/4$, $1/2$ and $3/4$ and can find fractional values of shapes, lengths and numbers.
- I can recall and use multiplication and division facts for the 2, 5 and 10x tables.
- I can add and subtract a 2-digit number and ones.
- I can add and subtract a 2-digit number and tens.
- I can add and subtract two 2-digit numbers.
- I can add three 1-digit numbers.
- I can solve problems involving addition and subtraction.
- I understand and can use commutivity in relation to addition, subtraction, multiplication and division.

Measurement, Geometry and Statistics:

- I can choose and use appropriate standard units to estimate length, height, temperature and capacity.
- I can tell and write the time to 5 minute intervals.
- I recognise and can use the symbols £ and p when solving problems involving addition and subtraction of money.
- I can describe the properties of 2D and 3D shapes to include edges, vertices and faces.
- I can interpret and construct pictograms, tally charts, block diagram and simple tables.





End of Year - Expectations

Religious Education

- Recognise religious stories
 - Retell, in any form, a narrative that corresponds to the scripture source used
 - Recognise religious beliefs
 - Describe some religious beliefs
 - Recognise that people act in a particular way because of their beliefs
 - Describe some of the actions and choices of believers that arise because of their belief
 - Recognise key figures in the history of the People of God
 - Describe the life and work of some key figures in the history of the People of God
 - Recognise key people in the local, national and universal Church
 - Describe different roles of some people in the local, national and universal Church
 - Recognise religious signs and symbols used in worship, including the celebration of the Sacraments.
 - Describe some religious symbols and the steps involved in actions and worship, including the celebration of the Sacraments.
- Use religious words and phrases
 - Say what they wonder about
 - Ask wondering questions about all of the areas of study and recognize that some questions are difficult to answer
 - Talk about their own feelings, experiences and the things that matter to them
 - Ask and respond to questions about their own and others' feelings, experiences and things that matter to them





RSE Online Parent Portal

Online Parent Portal



As a Catholic school, our mission is to support the spiritual, moral, social and cultural development of all of our pupils, rooted in the wisdom and teaching of the Church. The education of children in human sexuality is an important, precious and privileged responsibility. The Church teaches us that this is very much a partnership with parents, in which parents are the 'first educators' of their children on these matters; ultimately, you confer on us the right to co-educate your children with you.

Through their programme, Ten Ten understand the foundational role that parents have in educating and nurturing their children on these matters. Within the programme, they have built in resources which will not only keep you informed about what is being taught in school, but will also give you the opportunity to engage your children in discussion, activity and prayer.

Ten Ten have provide an Online Parent Portal which parents & carers can use throughout the year to keep you informed and updated about the work we are doing in school.

Login credentials for our school:

Username: Your Parent Login Username is - **english-martyrs**

Password: Your Parent Login Password is - **heart-5**

https://englishmartyrs.eschools.co.uk/web/rse_parentcarer_information_/560862





Year 2 SCIENCE

End of Year Expectations

- Be Knowledgeable:** Secure strong literacy links.
- Be Adventurous:** Work in the real world with first-hand experience.
- Be Collaborative:** Respect the opinions and differences of others.
- Be Ambitious:** Link with experts.
- Be Reflective:** Make lifestyle choices in response to thoughts.

Explaining Science

- I remember relevant science facts with some confidence
- I use & remember science words over time (short term)
- I use science to describe / recall what I have seen
- I add science labels & information (help) to diagrams
- I select relevant science facts to use in an answer

Classification

- I use simple spider keys with obvious differences
- I group by difference, similarity or change
- I link properties of materials to an application

Making Conclusions

- I describe simple features & patterns in data & charts
- I describe the changes that have happened

Designing Experiment

- I suggest what might happen in my investigation
- I use a range of science equipment correctly
- I identify variables in investigations (label & describe)

Data, Tables and Graphs

- I measure labelled divisions on a number line (inc in steps)
- I use a simple table recording in words & numbers (inc tally)
- I construct simple pictograms & block charts



Geography

End of Year - Expectations

■ Locational knowledge
 ■ Place knowledge
 ■ Human and physical geography
 ■ Geographical skills and fieldwork

... describe the key features of a place from a picture using words like beach, coast, forest, hill, mountain, ocean and valley.

... find where I live on the map of the United Kingdom.

... explain how an area has been spoilt or improved and give my reasons.

... locate the world oceans on a map.

... devise a simple map and construct basic symbols in a key.



... describe a place outside Europe using geographical words.

... locate the continents of the world on a map.

The Year 2 Geographer
'I can...'

... explain how jobs may be different in other locations.

... use simple compass directions (N, S, E, W) and locational and directional language to describe the location of features and routes on a map.

... describe some of the features of an island.

... say what I like and do not like about a different place.

... name the continents of the world.

... name the world's oceans.

... say what I like and do not like about the place I live in.

... name the capital cities of England, Wales, Scotland and Northern Ireland.

... explain the facilities that a village town and city may need and give reasons.


History

End of Year - Expectations

... use words and phrases like:
before, after, past, present,
then and now.

... explain what they did earlier
and what they did later.

... give examples of things that
were different when my
grandparents were children.



... recount the life of someone
famous from Britain who lived
in the past

... find out things about the past
by talking to an older person.

... answer questions using books
and the internet.

The Year 2 Historian

'I can...'

... research the life of a famous
person from the past using
different sources of evidence.



Day-to-day Expectations

Classroom

- Follow directions first time
- Listen when others are speaking
- Raise your hand before you speak
- Work quietly and do not disturb others
- Keep hands, feet and objects to yourself
- Show respect for school and personal property

Being prepared

- Arrive on time (8.40 - 8.50)
- Come to school in PE kit on PE day*
- No backpacks or unnecessary items in school
- Use school issued water bottle
- Correct uniform - no trainers



Beatitudes for learning



'BE-attitudes' for Learning

Our most important Learning Be-attitude is:-
'Living a life worthy of God's calling ... with
humility, gentleness, patience and love'
(Ephesians 4.)

This is supported and underpinned by our Creative Curriculum aims

- Be Curious
- Be Knowledgeable
- Be Adventurous
- Be Ambitious
- Be Creative
- Be Collaborative
- Be Reflective
- Be Positive




Class Charts /house points / Star & Saint awards



ClassCharts


111 **0**



Graham Abbess

			4
5			

110 **0**



Samantha Acton

			8
9			

OUR SCHOOL HOUSES

House Name	Points
St Aidan	280
St Bede	58
St Cuthbert	144
St Oswald	268
St Benet Biscop	220
St Bega	220
St Hilda	273





Curriculum overview - Map

Curriculum Overview Year 2024-25 Year 2

Subject area	Autumn term 1a	Autumn term 1b	Spring 2a	Spring 2b	Summer 3a	Summer 3b
RE	Beginnings Signs and Symbols	Signs and Symbols Preparations	Books Thanksgiving	Opportunities Spread the Word	Rules	Treasures
English	Fiction: Journey story focus on describing setting Non-fiction: Non chronological report	Fiction: Character description Non-fiction: Balanced Argument	Fiction: Suspense Non-fiction: Newspaper article	Fiction: Openings and endings Non-fiction: Instructions	Fiction: Characterisation Non-fiction: Letter	Fiction: Narrative using dialogue Non-fiction: Persuasive letter
Quality text Class novel	Meerkat Mail	Pumpkin Soup	Way Back Home	Jack and the Beanstalk	The Day The Crayons Quit	Fantastic Mr.Fox
Maths	Place Value Addition and Subtraction	Money Shape Consolidation	Multiplication division Fractions. Mass capacity and temperature.	Measurement: Mass, Capacity and Temperature cont. Height and length Consolidation	Recap Addition and Subtraction (1 week) Recap Multiplication and Division (1 week)	Time Geometry Position and Direction Consolidation
Science	Plants	Living things and their habitats	Living things and their habitats	Animals including humans	Materials	Electricity
Geography		1. Villages, Towns and Cities 2. What a Wonderful World – Continents and		What's it like in Rajasthan?		Climate around the world and weather





Curriculum overview - Map

Art	LS Lowry Landscapes/Cityscapes		Let's Sculpt		Fabricate	
D&T		Mechanisms - Axle and wheels		Textiles - Templates and Joining		Food - Preparing Fruit and Vegetables
PE	Cricket	Dance	Gymnastics	Hockey	Tag Rugby	Athletics
Computing	Creating Pictures	Making Music	Coding	Spreadsheets	IT around us	Questioning
Music	Hands, Feet, Heart (Charanga)Singing with Mrs Clarke	Ho Ho Ho(charanga) plus Christmas Carol concert Singing with Mrs Clarke	I wanna play in a band (Charanga)	Zoo time (Charanga)	Friendship song (Charanga)	Reflect, rewind and replay (Charanga)
PSHE (RSE)	Jigsaw – Being Me In My World Ten:Ten Module 1	Jigsaw - Celebrating Difference	LLTF – Module 2	Jigsaw – Relationships	LLTF Module 3 Start Jigsaw Healthy Me	Jigsaw – Finish healthy me Dreams and Goals





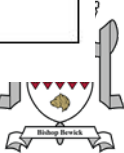
Weekly Timetable

Year 2 Timetable 2024-25 Aut version

Day	8.40-8.50	8.50 - 9.45		9.45 - 10.45		10.45-11.00	11.00-12.00		1.00-1.15	1.15 - 2.00	2.00 - 2.15	2.15 - 3.00	3.00-3.20	
Mon. Dance pm	Registration & prayers Welcome task	W/S Worship	Pre- Teaching	Phonics	Reading lesson (vocab)	Break	Maths	Lunch	1.00 - Registration & Prayers	Mastering number	English	break plus 5-minute learning mode	Computing	Class Focus time
Tues.		Class Worship	RE	English			Maths			Mastering number	PE		Science	
Wed. PE am		KS assembly plus hymn practice	Phonics	English			Music/Maths			Mastering number	RE		History	
Thurs. PE day		Phonics	Basic skills	English			Maths			Mastering number	RE		Art	
Fri. PE am		Arithmetic	Spelling	English			Maths			PSHE			Celebration	

Pre-teaching =

Class Focus = next day pre teaching, story, talk for ...





Homework

Reading books will go out on a Friday evening to be returned on the following Friday.

Homework (spellings and Maths) will be given out on Friday for the following Friday.

All children have a login for TimesTable Rockstars. Please aim to login 4-5 times a week to play for 3 minutes.

We are organising Oxford Reading Buddy logins so that the children can access a range of different ebooks.





Assessment

Maths - PUMA

English - PIRA

Grammar, Punctuation and Spelling - GaPS

Writing - Independent writing

Phonics Screening Retake

Assessments - baseline ready for KS2





Uniform

General uniform BOYS & GIRLS

Royal blue sweatshirt - at least 1 embroidered with school logo OR Royal blue cardigan embroidered with school logo

Light blue polo shirt - with or without embroidered school logo

Grey trousers, Grey shorts (in summer)
Grey skirt or pinafore for girls

Light blue/white gingham dress (in summer)

Black or dark coloured shoes (**no trainers**)

Blue or Black plain Headscarf (for Muslim girls)

Please note that LEGGINGS are NOT part of our school uniform



https://www.emcps.co.uk/web/school_uniform/42813

You can purchase school uniform from Top Class Uniforms, who are a locally based firm.

4 Moulton Place, Blakelaw, Newcastle, NE5 3RL

Telephone No: 0191 271000

Website: www.tcuniforms.co.uk



PE Kit

PE
(children to come dressed in PE kit on PE day)

BOYS & GIRLS

White/blue T shirt (boys and girls)

Royal blue or black shorts

Black or navy track suit or jogging pants

School sweatshirt or dark coloured hoodie.

Training shoes



PE kit



joggers



Every child in Reception, Year 1 and Year 2 will receive a free hot nutritious school meal as part of the Universal Free School Meals initiative which was introduced in 2014. You may also wish to apply for benefits related free school meals, and if you qualify you will also receive supermarket vouchers during the school holidays.

Once your child enters into Key Stage 2 (Year 3) you have the choice of your child taking a packed lunch or continuing with school meals. Please note whatever option you choose this needs to be a weekly pattern, i.e. if you want to change from packed lunch to school meals or vice versa you would need to give school at least 1 week's notice of the change.

Please note if you are not eligible for free school meals and would like your child to have a hot meal you will need to create an online account to pay for your meals weekly in advance. The current cost for school meals is £11.00 per week.

Please contact the school office on 0191 274 7463 or by email to office@emcps.co.uk who will provide further details and account information to create your online account.





School Website

www.emcps.co.uk

Important to check school website regularly as key information will be uploaded here, including; Messages from Miss Elliott and SLT, policy updates, dates/times of events - much more!

Part of the BISHOP OF BEVERICK CATHOLIC EDUCATION TRUST

ENGLISH MARTYRS' CATHOLIC PRIMARY SCHOOL FENHAM, NEWCASTLE UPON TYNE

LOVING JESUS

LOVING LEARNING

LOVING LIFE

WELCOME FROM OUR HEADTEACHER

MISS M ELLIOTT

English Martyrs' is a Catholic primary school where the messages of the Gospel are at the heart of everything we do. We are very proud of our school, our pupils and staff, our parents and carers as well as our parish community.

Loving Jesus Loving Learning


Facebook



English Martyrs' Catholic Primary

499 likes • 556 followers





TAPESTRY

- *Tapestry is a secure online Learning Journal to record photos, observations and comments to build up a record of your child's experiences during their time with us at English Martyrs'.*
- *Tapestry is a website which can be accessed on a computer or laptop, and also on any Apple or Android device such as a tablet or smart phone.*
- *Parents and carers are given their own log-in using their email and password (which is pre-set by us but can be changed by you to make it more secure). All our staff are given a secure log-in. They can then upload observations, photos or videos; recording children's achievements and assessing their learning*

Home time

We will always let Year 1 out first at home time.

Please can Year 2 parents stand back towards the sandpit until Year 1 have been dismissed.

This makes pick up times easier and quicker for everyone.

Thank you!



Thank you for your continued support.

Thank you for
listening



Email contact: 2A@emcps.co.uk
2W@emcps.co.uk

